



MUSEU NACIONAL FERROVIÁRIO

PERCURSO ACESSÍVEL ACCESSIBLE WAY

PROTRUDING OBJECTS

Some items in exhibition have protruding elements.

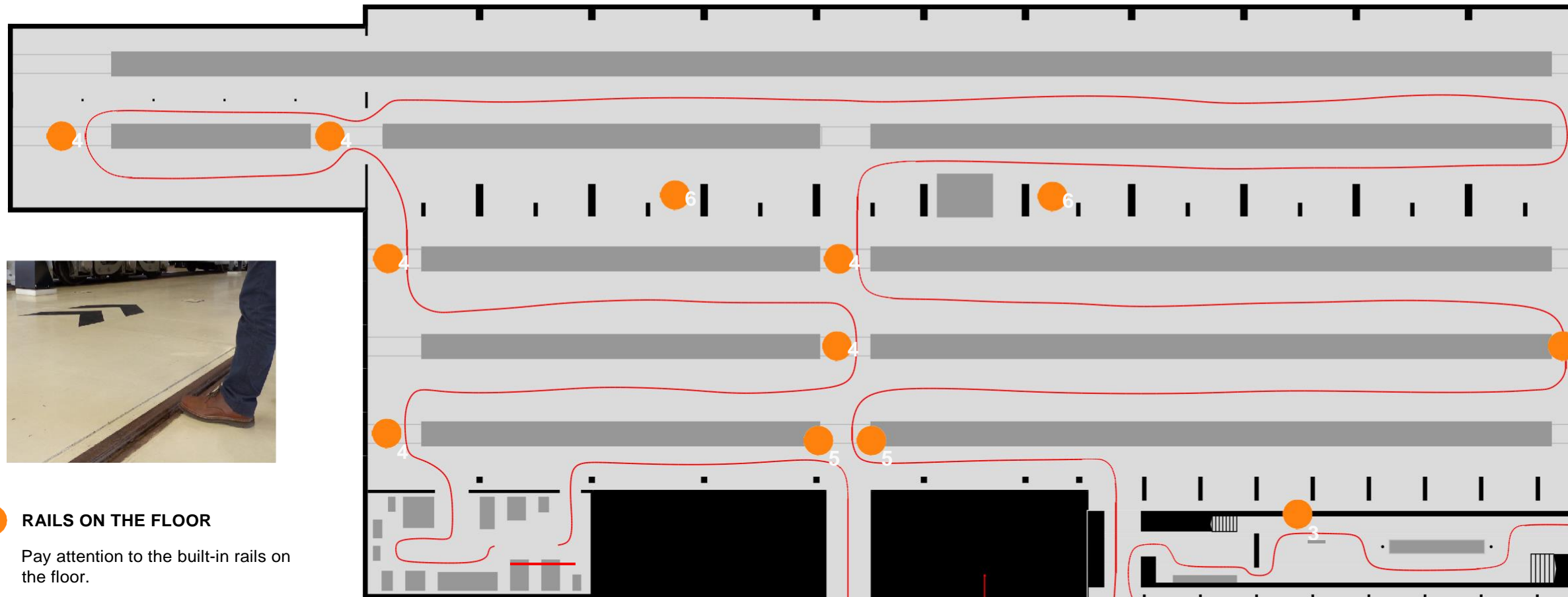


TIMETABLE . ENTRANCE



LOUNGE SPACE

At the lounge you can sit, read a magazine, take a photo. However, mind the step between the floor and the raised platform.




4 RAILS ON THE FLOOR

Pay attention to the built-in rails on the floor.

WINGS 14 AND 15

PAY ATTENTION TO THE OBSTACLES



6 UNEVEN FLOOR SURFACES

There are some uneven surfaces on the floor in some areas of the exhibition spaces, which are properly marked.

BUFFER STOPS

When going around the locomotives, pay attention to the buffer stops protruding from their ends

PROTRUDING OBJECTS

On ground floor of Wing 13, pay attention to the projection created by the Shindler coach model.



ACCESSIBLE TOILETS



DISABLED ACCESS LIFT




DISABLED ACCESS LIFT



ACCESSIBLE TOILETS

WING 13 | GROUND FLOOR



WING 13 | 1ST FLOOR



DISABLED ACCESS LIFT